

Superior

Aluminum Residential
Railing & Columns

SERIES
600



Versatile Railing & Columns for Residential Use

[**www.superioraluminum.com**](http://www.superioraluminum.com)

Superior

Custom Aluminum Residential Railings and Columns

SERIES
600

Superior Series 600 Custom Aluminum Railings offer the most design features for the residential or low rise, garden-type apartment market. High quality aluminum extrusions and castings are used to provide maximum strength and support.

The Series 600 streamlined design presents an attractive appearance, while still maintaining the advantages of aluminum—strong, durable, and rust-free. These characteristics make aluminum railings a practical, sound investment for any owner concerned about overall cost.

Superior Series 600 Railings are custom-made to your specifications, and are available in heights from 32" to 42". This railing can be purchased factory assembled, or it can be purchased K-D and assembled at the jobsite.

Consider the Advantages

Versatility - Complete range of sizes, three picket patterns and a wide variety of scrolls.

Durability - All aluminum construction, plus electrostatic painting or anodizing.

Easy Installation - Unique, no-weld design, utilizing cast aluminum fittings.

Standard Railing - Available in 32", 36" or 42" heights.

Step Rails - Furnished with swivel fittings - will adjust to any step angle.



Series 600 Railing with Decorative Inserts

Specify Superior Aluminum columns, inserts, and scrolls to add even more versatility to the Series 600 Railing.



Series 600 Railing with Superior Square Smooth Columns



Series 600 Railing with Series 600 Decorative Columns



Series 600 Railing with Superior Panel Columns



Series 600 Railing with Series 600 Decorative Columns



Series 600 Railing with Superior Round Fluted Columns

Finishes


Seven decorative finishes add a distinctive touch to any building. Whether baked-on enamel or anodized, these finishes are guaranteed to endure for years of continued service and maintenance-free beauty.



Straight Pattern

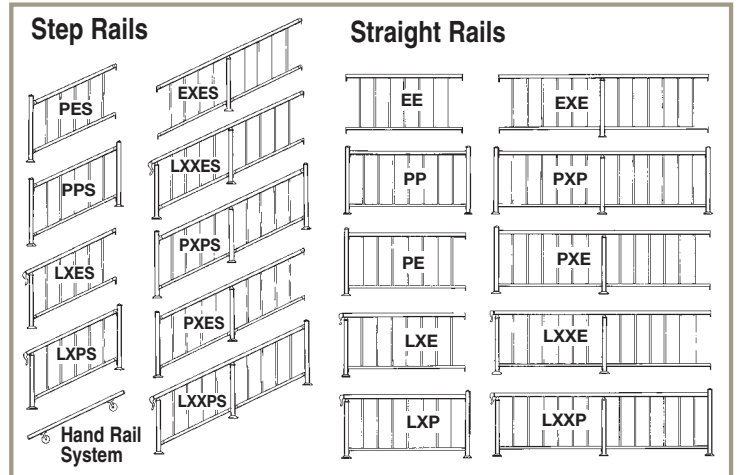


Twisted Pattern



Straight & Twisted Pattern

Design Selections



Specifications

MATERIALS - All rails and posts shall be formed from 6063-T6 extruded aluminum alloys. All railing accessories shall be cast from ANSI 713 alloy. All exposed fasteners used in the system shall be aluminum or stainless steel.

INSTALLATION - The railing system shall consist of 1-1/2" square posts that can be either base mounted or embedded into concrete. The top rail shall be a minimum 1-1/2" wide and the bottom rail a minimum of 1-3/8" wide. Pickets shall be 1/2" square on approximately 6", 4", or 3" centers and shall run between the top and bottom rail. The rail shall be continuous lengths up to 16'. The railing system will adapt to step railing requirements by specifying a rectangular hole in the bottom rail.

SCOPE OF WORK - Superior Series 600 Railing shall be manufactured and supplied by Superior Aluminum Products, Inc., 555 E. Main St., Russia, Ohio 45363.



Series 600 Railing with Superior Square Panel Columns.

Superior Aluminum Decorative Columns for Beauty and Strength


Use Superior Aluminum Columns to add architectural interest to any home, apartment, or small commercial building. Period or Contemporary. Old or New World look. There's a Superior column design to meet a wide spectrum of needs and tastes.

The delicate beauty of Superior Aluminum columns belies their rugged strength. A standard (8") 1-1/2" flat column, for example, can support up to 2,500 lbs. A 1-1/2" standard height corner column can support up to 6,500 lbs.! With Superior Aluminum Columns you get elegance and strength combined.



To order, use numbers shown below.
Even numbers (302, 304, etc.) are flat columns:
odd numbers (303, 305, etc.) are for corner columns.

Superior Series 900
Railing with Series 600
Decorative Columns.



Ten Attractive Designs

All columns shown above are available in 1" Square Extruded Tube by 8" wide overall and in 1-1/2" Square Extruded Tube by 9" wide overall. The 352/353 and 354/355 designs are also available in 1-1/2" Square Extruded Tube by 12" wide overall and available with 2" or 2-1/2" square tubing.

Standard columns are fabricated 8 ft. high with top and bottom brackets. Custom heights are available as required. The 9" columns are available in all colors, while the 8" columns are available in white, black, anodized and mill.

NOTE: Designs (352, 353, 354, and 355, marked with an asterisk), are shown as a 12" wide column.

NOTE: No. 302 & 303 designs are shown in the 1" Extruded Tube size by 8" wide, however, it is also available in the standard 1-1/2" x 9" size.



**Aluminum
Products, Inc.**

555 E. MAIN STREET, P.O. BOX 430, RUSSIA, OHIO 45363

Phone (937) 526-4065

Fax (937) 526-3904

Our Website: www.superioraluminum.com

E-mail address: info@superioraluminum.com